







Marker Compatibility for MRI-Guided Breast Biopsy

Biopsy Device	Marker Name	Shape	Metal	Bio-absorbable Material (PLA/PGA)	Deployment Method
ATEC® MRI Guided Device	SecurMark® for MRI Biopsy Site Marker				
	SMark-M-ss1	"buckle" 	Stainless Steel	Yes	Introducer
	SMark-M-ss2	"infinity" 	Stainless Steel	Yes	Introducer
	SMark-M-ss3	"stoplight" 	Stainless Steel	Yes	Introducer
	TriMark® Biopsy Site Marker				
	TriMarkTD-13MR	"cork" 	Titanium	No	Introducer
	TriMarkTD-2s-13MR	"hourglass" 	Titanium	No	Introducer

Note: Not all markers are available worldwide.

Hologic.com | info@hologic.com | +1.866.636.8837 | +1.508.263.2795 | +1.781.999.7300

Breast and Skeletal Health

MISC-01697 Rev 002 (1/16). © Hologic 2016. Printed in USA. All rights reserved. Specifications are subject to change without prior notice.

Hologic, ATEC, SecurMark, The Science of Sure and TriMark are trademarks or registered trademarks of Hologic and/or Hologic subsidiaries in the United States and/or other countries. This information is intended for medical professionals in the U.S. and other markets and is not intended as a product solicitation or promotion where such activities are prohibited. Because Hologic materials are distributed through websites, eBroadcasts and tradeshows, it is not always possible to control where such materials appear. For specific information on what products are available for sale in a particular country, please contact your local Hologic representative or write to womenshealth@hologic.com.