

## 1.1 MammoPad Breast Cushion Application Instructions

MammoPad® breast cushions are single-use disposable medical products. They are radiolucent and latex free. Use a fresh pad for each patient. Follow this procedure to make sure the pad is properly installed.

1. Open the bag containing the MammoPad breast cushions, remove one pad, and reseal the bag.



---

**Note**

Pads must be stored in a sealed plastic bag to prevent contamination that could affect image quality. Store out of direct sunlight and seal bag when not in use.

---

2. Peel the paper backing from the pad and discard it.
3. Apply the adhesive side to the image platform in accordance with the instructions in the following note for your type of system. Do not apply the pad over painted decals.



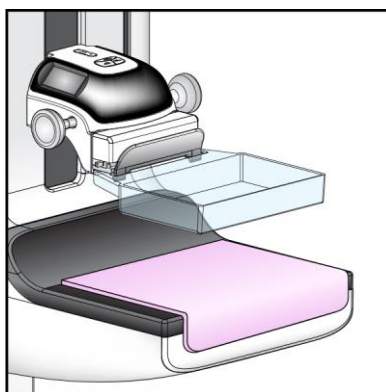
---

**Note**

Selenia® and most other FFDM systems - Orient the rounded corner at the lower left side of the detector. Smooth the pad on from the back to the front of the image platform.

Dimensions® and GE systems - Orient the rounded corner at the lower right side of the detector. Smooth the pad on from the front to the back of the image platform.

---



*Figure 1: MammoPad Installed on an Image Platform*

4. Follow your normal positioning routine for all screening views.
5. When the exam is complete, remove the pad from the image platform and discard it.



---

**Note**

If the pad was exposed to blood or body fluids, follow the biohazard materials disposal procedure for your facility.

---

For assistance with the MammoPad product, contact Product Support at 1-877-371-4372.

Authorized EU Representative:






**Hologic BV**  
Da Vincilaan 5  
1930 Zaventem  
Belgium  
Tel: +32 2 711 46 80  
Fax: +32 2 725 20 87



## 1.2 Symbols

Symbol	Description	Standard
	Prescription use only	FDA 21 CFR 801.109
	Manufacturer	ISO 15223-1:2021, Reference 5.1.1
	Authorized Representative in the European Community	ISO 15223-1:2021, Reference 5.1.2
	Use-by Date	ISO 15223-1:2021, Reference 5.1.4
	Batch code	ISO 15223-1:2021, Reference 5.1.5
	Catalog number	ISO 15223-1:2021, Reference 5.1.6
	Quantity	Hologic
	Non-sterile	ISO 15223-1:2021, Reference 5.2.7
	Do not re-use	ISO 15223-1:2021, Reference 5.4.2
 <a href="http://www.hologic.com/package-inserts">www.hologic.com/package-inserts</a>	Consult Instructions for Use	ISO 15223-1:2021, Reference 5.4.3
	CE Mark European Conformity	MDR Regulation (EU) 2017/745

Symbol	Description	Standard
	Does not contain natural rubber latex	N/A
	Recyclable symbol	Unicode, Reference U+267C
	Medical Device	ISO 15223-1:2021, Reference 5.7.7

© 2023 Hologic, Inc. All Rights Reserved. Hologic and MammoPad are trademarks and/or registered trademarks of Hologic, Inc. and/or its subsidiaries in the United States and/or other countries. This product is covered by one or more U.S. patents or patent applications. See [www.hologic.com/patent-information](http://www.hologic.com/patent-information) for details.