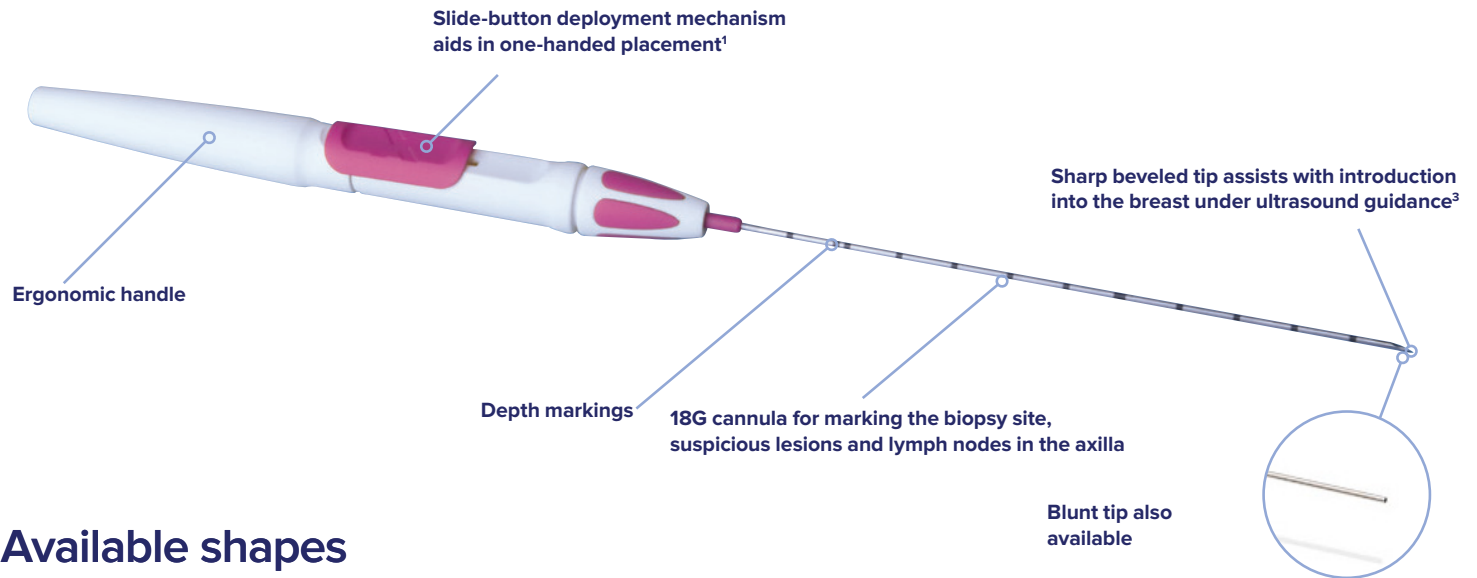


Tumark® Professional X, Q, Vision and Flex for ATEC® Biopsy Site Markers

Distributed by Hologic.



Available shapes



Tumark Professional X



Tumark Vision



Tumark Professional Q



Tumark Flex for ATEC



Tumark Flex for ATEC deploying



Tumark Professional Q deploying



Blunt tip deployment



Visibility

Tumark Professional Q marker is constructed of sand-blasted nitinol, designed to provide visibility in ultrasound.

In 85% of marker placements, physicians stated the ultrasound visibility was good to excellent upon deployment.²

Excellent visibility under mammography at deployment.¹



Intelligent design

Intelligent design provides tissue fixation.

Non-resorbing material expands into marker shape upon deployment.

Four distinct and easily identifiable shapes.¹



Single-handed operation

Ergonomic handle for single-handed operation.

In 99% of procedures completed, physicians agreed the device was easy to use, when deployed in U/S.¹






















Accurate deployment

In the initial data collection study:

91% of markers placed under ultrasound did not migrate, as measured on the post procedure mammogram.¹

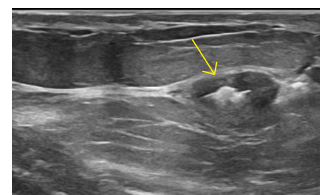
In 9 out of 10 cases, the marker deployed accurately in ultrasound to the intended area.¹

Technical Specifications

Product Code	Marker Description	Shape	Length	Gauge
351230	Tumark Vision Marker		100 mm	18G
351220	Tumark Professional Q Marker		100 mm	18G
351210	Tumark Professional X Marker		100 mm	18G
351232	Tumark Vision Marker		120 mm	18G
351222	Tumark Professional Q Marker		120 mm	18G
351212	Tumark Professional X Marker		120 mm	18G
351250	Tumark Flex for ATEC Marker		360 mm	12 G
351252	Tumark Flex for ATEC Marker		360 mm	9 G
TUMARK-E13-S-VISION	Tumark Vision for Eviva® Standard		129.5 mm	18G
TUMARK-E13-P-VISION	Tumark Vision for Eviva Petite		133 mm	18G
TUMARK-E13-S-X	Tumark Professional X for Eviva Standard		129.5 mm	18G
TUMARK-E13-P-X	Tumark Professional X for Eviva Petite		133 mm	18G
TUMARK-E13-S-Q	Tumark Professional Q for Eviva Standard		132 mm	18G
TUMARK-E13-P-Q	Tumark Professional Q for Eviva Petite		133.5 mm	18G
TUMARK-BREV-S-VISION	Tumark Vision for Brevera® Standard		127.5 mm	18G
TUMARK-BREV-P-VISION	Tumark Vision for Brevera Petite		123.5 mm	18G
TUMARK-BREV-S-X	Tumark Professional X for Brevera Standard		127.5 mm	18G
TUMARK-BREV-P-X	Tumark Professional X for Brevera Petite		123.5 mm	18G
TUMARK-BREV-S-Q	Tumark Professional Q for Brevera Standard		129.5 mm	18G
TUMARK-BREV-P-Q	Tumark Professional Q for Brevera Petite		125.5 mm	18G

Clinical Images

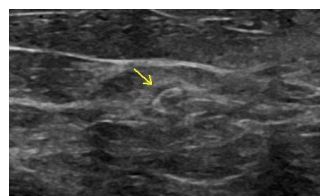
Tumark under Ultrasound



Vision marker
Image courtesy of Dr. Peggy Avagliano

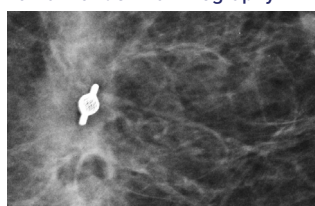


X marker
Image courtesy of Dr. Lashonda Soma



Q marker
Image courtesy of Dr. Lashonda Soma

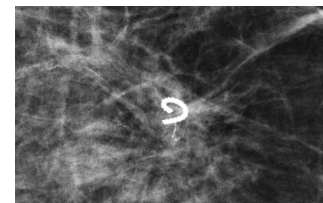
Tumark under Mammography



Vision marker
Image courtesy of Dr. Lashonda Soma



X marker
Image courtesy of Dr. Lashonda Soma



Q marker
Image courtesy of Dr. Lashonda Soma

www.hologic.com | BSHInsideSales@hologic.com | +1.800.442.9892

References:

1. Based on Tumark® Data Collection Study, 3 clinicians at 3 hospitals for 90 marker placements, 2017
2. Based on Tumark® Data Collection Study, 3 clinicians at 3 hospitals for 71 marker placements, 2017
3. Based on Tumark® Data Collection Study, 3 clinicians at 3 hospitals for 45 marker placements, 2017

SS-00501 Rev. 006 (7/18) © 2018 Hologic Inc. Hologic, ATEC, Celero, Sertera, The Science of Sure and associated logos are trademarks and/or registered trademarks of Hologic, Inc., and/or its subsidiaries in the United States and/or other countries. Tumark and associated logos are trademarks and/or registered trademarks of Somatex Medical Technologies GmbH. Hologic is an authorized distributor of Tumark Professional X, Q, Flex and Vision biopsy site markers. This information is intended for medical professionals in the U.S. and other markets and is not intended as a product solicitation or promotion where such activities are prohibited. Because Hologic materials are distributed through websites, eBroadcasts and tradeshows, it is not always possible to control where such materials appear. For specific information on what products are available for sale in a particular country, please contact your local Hologic representative.