

HOLOGIC WEB SITESTUDIO IMAGE SIZE GUIDE



Hero Section

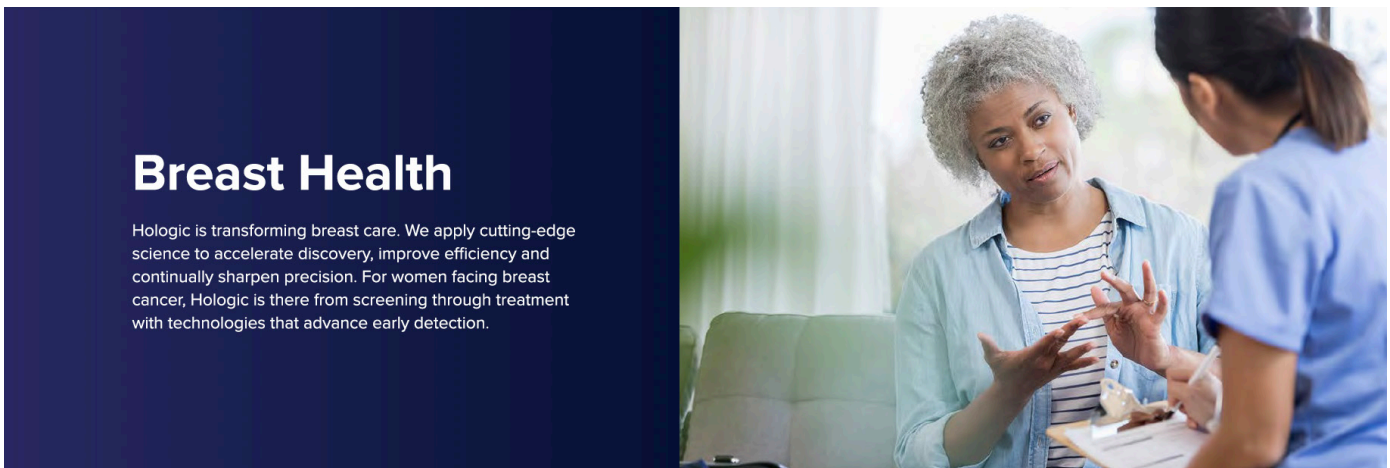
Hero with Full Width Image or Video 1440 x 520 px



50/50 with Still Image or Video

736 x 490 px

Image Ratio 3:2




Callouts

Horizontal Callout Card

670 x 446 px

Image Ratio 3:2



Unparalleled Automation

- Up to 32 assay reagent kits on board, which allow assay consolidation on a single platform
- Sample throughput up to 500 tests in 8 hours increases test volume in a shift
- Minimal hardware/software changes allow additional testing without extensive retraining or SOP updates

[Learn More](#)

Horizontal Callout Card

400 x 266 px

Image Ratio

Careers

To empower more people to live healthier lives everywhere, every day, Hologic has an ever-expanding team of passionate, dedicated and imaginative thinkers. We make sure our recruiting process is as open and collaborative as possible. That means equipping our candidates with the resources and information they need to find the right fit and build a successful future at Hologic.

[Search Opportunities](#)






Photo & Text Card Grid, Landing

270 x 240 px



Breast Health

Earlier detection, more certain diagnoses and more accurate treatment.



Gynecologic Health

Using science and technology to restore women's quality of life.

Two Column Callout

570 x 380 px

Image Ratio 3:2



Over **2.5 million** procedures performed!

June 3, 2021
The Hologic Global Women's Health Index: the first globally comparative study of women's health


NovaSure® Endometrial Ablation
Abnormal uterine bleeding (AUB) can dramatically affect a woman's comfort, confidence and quality of life.

Callouts, continued

Callout Article Slider

370 x 246 px

Image Ratio 3:2



Global Women's Health Index

We made an unprecedented commitment to studying and improving the health and well-being of 3.9 billion women.



Hologic and Google Cloud

Hologic and Google Cloud announce collaboration to advance next generation digital diagnostic capabilities.



Early Detection

Our cutting-edge technologies give doctors the power to detect symptoms earlier, diagnose illness sooner.



Image & Text, 1 over 4

267 x 178 px

Image Ratio 3:2



Panther® System

Add the Panther system to your lab and the capability to consolidate menu on a fully automated system, load samples in any order at any time, eliminate batch constraints and decrease turnaround time.




Speaker Cards

Content Cards


270 x 270 px

Image Ratio 1:1




Susan Brill, MD, FAAP

Fusce tortor enim, tincidunt a lacinia non, tempor eget arcu. Phasellus hendrerit turpis id justo tempus hendrerit. Fusce eget nisl ac tortor consectetur sagittis sed sit amet urna.



Derek Joyce, PhD

Et nisl ac tortor consectetur sagittis sed sit amet urna. Maecenas sed dui metus.



Greg Edmundson, M.Sc.

Maecenas sed dui metus. Nulla feugiat maximus ex, a mollis arcu porttitor eu. In laoreet, arcu nec gravida vestibulum, mi turpis pulvinar justo, varius ultricies nulla lorem ut nisl.



Rhonda Chess, APRN, NNP

Phasellus hendrerit turpis id justo tempus hendrerit. Fusce eget nisl ac tortor consectetur sagittis sed sit amet urna.

Product Cards

Related Products

270 x 240 px



3DimensionsTM Mammography System

A better 3D breast screening experience – for everyone.



ATEC[®] Breast Biopsy System for Stereotactic Biopsy

Designed for compassionate patient care.



SuperSonicTM MACH 30 Breast Ultrasound

Breakthrough ultrasound technology for breast health.



Affirm[®] Prone Breast Biopsy System

A new era of prone biopsy.

Featured Products

370 x 328 px



3DimensionsTM Mammography System



ATEC[®] Breast Biopsy System for Stereotactic Biopsy



SuperSonicTM MACH 30 Breast Ultrasound

Video/Photo Gallery


Gallery Slider

550 x 380 px

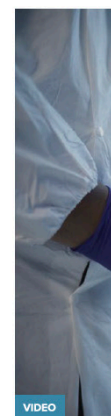
Image Ratio 3:2



CVS 2019 – Kathy Stellrect: Panther Fusion Flu & Other Respiratory Viruses



CVS 2019 – Kathy Stellrect: Panther Fusion Flu & Other Respiratory Viruses



CVS 2019 – Respiratory

Featured Event

??

570 x 380 px

Image Ratio 3:2



BREAST HEALTH

August 30, 2021 ⌚ 2 hours

Digital Breast Tomosynthesis: A Practical and Clinical Approach One Year Out

This webinar will evaluate the potential role of DBT for enhancing the screening and diagnosis of breast disease and consider the operational and educational issues of integration of DBT into the...

[See Details](#)

??

240 x 160 px

Image Ratio 3:2



DIAGNOSTIC SOLUTIONS

January 8, 2021 ⌚ 2 hours

Practicing Evidence-based Medicine in Managing STIs

In this presentation we will address the public health concern of sexually transmitted infections (STIs) and how Universal Screening can improve patient care through established screening guidelines.

Presented by: [Dr. Susan Brill](#), [Derek Joyce](#), [Dr. Greg Edmundson](#)