

# The **Breast Cancer Index**<sup>®</sup> (BCI<sup>™</sup>) Test Patient Eligibility Criteria

The Breast Cancer Index test is the only guideline-recognized test to predict which of your early-stage, HR+ breast cancer patients are likely to benefit from extended endocrine therapy.<sup>1,2</sup>

Please refer to the table below to ensure your patient is eligible for testing.

Criteria	Accepted
<b>Sex</b>	<ul style="list-style-type: none"> <li>• Biologically female</li> </ul>
<b>Hormone Receptor Status</b>	<ul style="list-style-type: none"> <li>• ER+ / PR+</li> <li>• ER+ / PR-</li> <li>• ER- / PR+</li> </ul>
<b>Breast Cancer Type</b>	<ul style="list-style-type: none"> <li>• Breast primary invasive tumor</li> <li>• Invasive ductal carcinoma including most unusual subtypes such as mucinous, tubular, medullary, micropapillary, papillary, cribriform</li> <li>• Invasive Lobular Carcinoma</li> <li>• Multifocal tumor (same specimen)</li> <li>• Bilateral Breast Cancer (BBC)</li> <li>• Contralateral new primary</li> <li>• Local recurrence has occurred (<i>submit original tumor or biopsy</i>)</li> </ul>
<b>Biopsy Site</b>	<ul style="list-style-type: none"> <li>• Breast</li> </ul>
<b>Nodal Status</b>	<ul style="list-style-type: none"> <li>• Node-negative (pN0)</li> <li>• Isolated tumor cell clusters (ITC) (pN0(i+))</li> <li>• Micrometastases in 1-3 lymph nodes (pN1mi)</li> <li>• Node positive with 1-3 positive lymph nodes (pN1)</li> <li>• No lymph node dissection (pNX)</li> <li>• Unknown nodal status</li> </ul>
<b>Tumor Size</b>	<ul style="list-style-type: none"> <li>• T1, T2, T3</li> </ul>
<b>Tumor Grade</b>	<ul style="list-style-type: none"> <li>• 1, 2, 3</li> </ul>
<b>HER2 Status</b>	<ul style="list-style-type: none"> <li>• HER2-</li> <li>• HER2+</li> </ul>
<b>Menopausal Status</b>	<ul style="list-style-type: none"> <li>• Pre-Menopausal</li> <li>• Post-Menopausal</li> <li>• Peri-Menopausal</li> </ul>
<b>Adjuvant Treatment</b>	<ul style="list-style-type: none"> <li>• Tamoxifen</li> <li>• Aromatase Inhibitor</li> </ul> <p>(<i>Submit specimen obtained prior to initiation of treatment</i>)</p>




See reverse for commonly ineligible patients

Please see below for what types of patients commonly **ARE NOT** eligible for testing.

Criteria	Not Accepted
Sex	<ul style="list-style-type: none"><li>• Biologically male</li></ul>
Hormone Receptor Status	<ul style="list-style-type: none"><li>• ER- and PR-</li></ul>
Breast Cancer Type	<ul style="list-style-type: none"><li>• Metastatic breast cancer</li><li>• No evidence of invasive (ductal, lobular or mixed ductal lobular) carcinoma</li><li>• Metaplastic breast cancer</li><li>• Carcinosarcoma</li><li>• Sarcoma</li><li>• Neuroendocrine carcinoma</li><li>• Phyllodes tumor</li><li>• Adenoid cystic carcinoma</li></ul>
Biopsy Site	<ul style="list-style-type: none"><li>• Chest wall</li><li>• Lymph node</li><li>• Skin</li></ul>
Nodal Status	<ul style="list-style-type: none"><li>• ≥4 positive nodes</li></ul>
Tumor Size	<ul style="list-style-type: none"><li>• Tis (DCIS)</li><li>• Tis (LCIS)</li><li>• T4</li><li>• Microinvasive carcinoma T1mi</li></ul>

Please contact us if you have any questions.

Client Services:

-  (877) 886-6739
-  (800) 266-9607
-  [btx.clientservices@hologic.com](mailto:btx.clientservices@hologic.com)



Scan to learn more about the **Breast Cancer Index** test eligibility criteria.

**NOTE:** This document is intended to educate physicians on eligibility criteria for Breast Cancer Index testing. For Medicare coverage criteria under the Local Coverage Determination and the full Intended Use and Limitations, please visit [breastcancerindex.com](https://breastcancerindex.com).

**References:** **1.** Referenced with permission from the NCCN Clinical Practice Guidelines in Oncology (NCCN Guidelines®) for Breast Cancer V1.2025. © National Comprehensive Cancer Network, Inc. 2025. All rights reserved. Accessed March 4, 2025. To view the most recent and complete version of the guideline, go online to NCCN.org. NCCN makes no warranties of any kind whatsoever regarding their content, use or application and disclaims any responsibility for their application or use in any way. **2.** Andre F et al. J Clin Oncol. Published online April 19, 2022. DOI: 10.1200/JCO.22.00069. Referenced with permission from the American Society of Clinical Oncology (ASCO®) Clinical Practice Guideline Biomarkers for Adjuvant Endocrine and Chemotherapy in Early-Stage Breast Cancer. © American Society of Clinical Oncology. 2024. All rights reserved. To view the most recent and complete version of the guideline, go online to <https://ascopubs.org/jco/special/guidelines> [ascopubs.org]. ASCO makes no warranties of any kind whatsoever regarding their content, use of application and disclaims any responsibility for their application or use in any way.

© 2025 Hologic, Inc. Hologic, Biotheranostics, Breast Cancer Index, BCI, and associated logos are trademarks and/or registered trademarks of Hologic, Inc. and/or its subsidiaries in the United States and/or other countries.